



Pony Bead Keychains

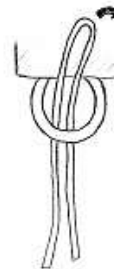


You will need:

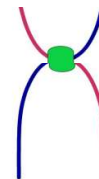
- Beads
- Cord
- Keychain
- Scissors

Instructions:

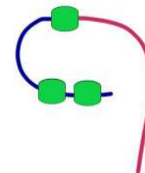
1 Attach your cord to the keyring. Fold the cord in half, loop it through the keyring, and pull the ends through the loop. Tape the keychain to a surface to give yourself an anchor.



2 String your first bead through one end, then the other



3 Add two beads to one side of the cord



4 Take the other side of the cord and thread it through those same beads. Pull tight.

